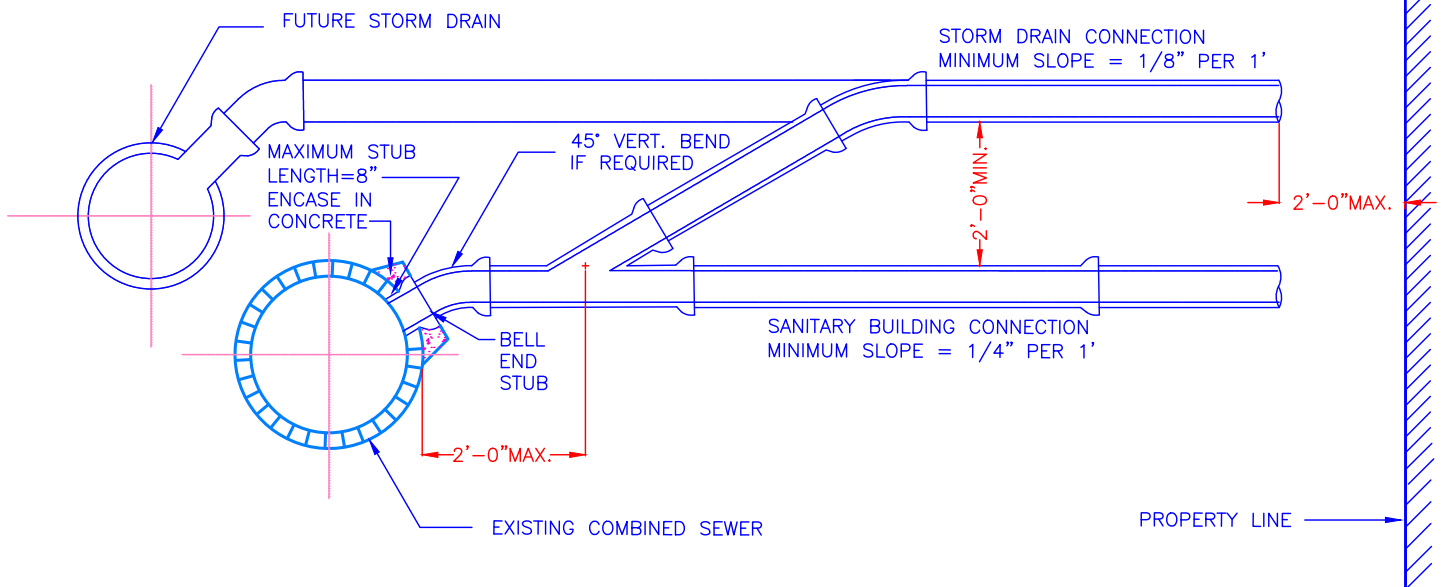


NOTE:
 CONNECTION TO CLAY, PVC, CONCRETE AND IRON PIPES
 SHALL BE MADE BY CORING EXISTING CONDUIT AS INDICATED
 BELOW OR USING AN APPROVED GASKET SADDLE.

CRUSHED STONE BEDDING 3/4" MIN.



Location\Filename: V:\eng\ACAD_STD\Technical Details\B - Sewer Details\B-12 - Sewer and Drain Connections.dwg
 Plotted on: Wednesday, November 27, 2013 - 10:10 AM by Donohoe, William



Boston Water and Sewer Commission

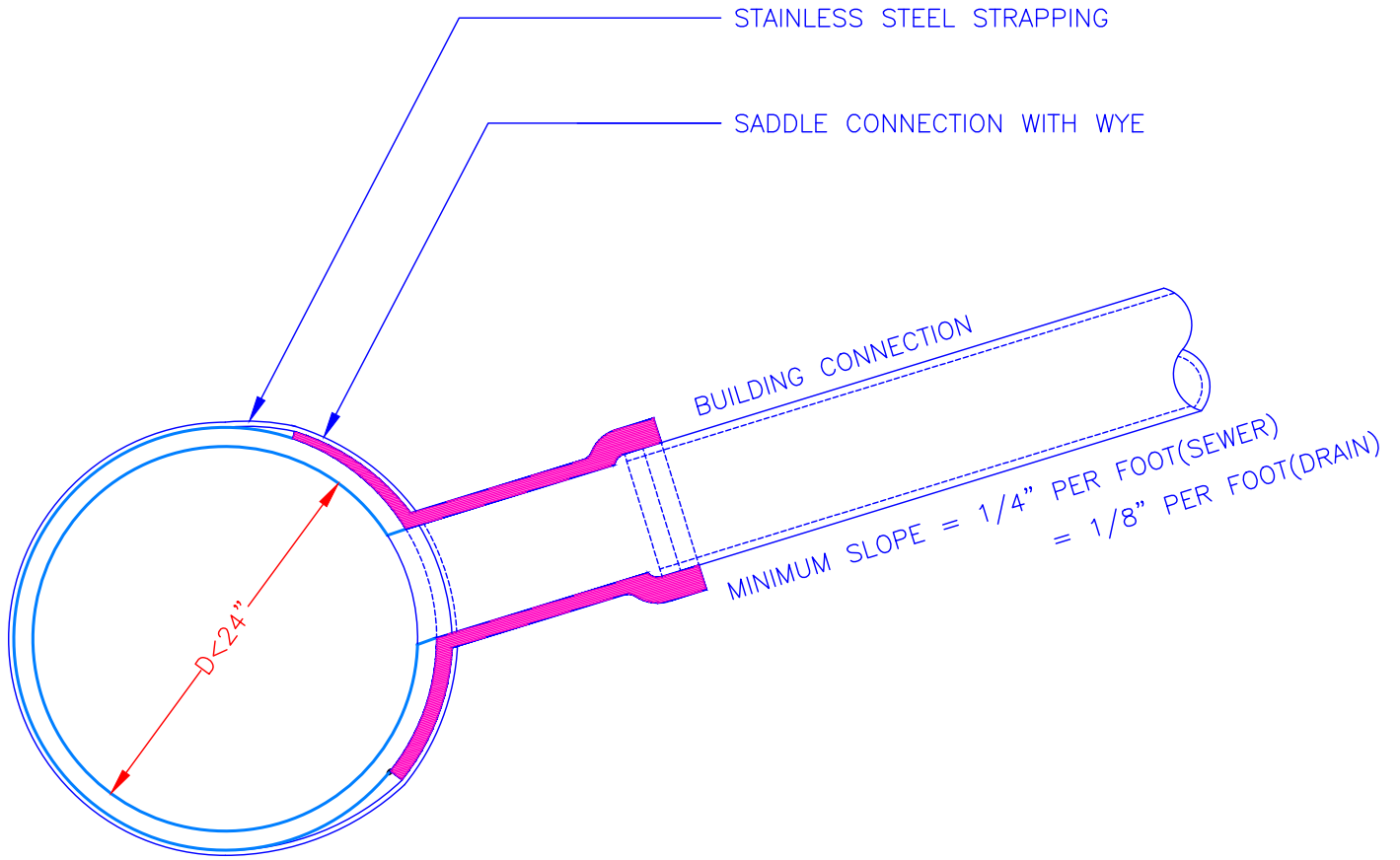
980 HARRISON AVE., BOSTON, MA 02119
 (617) 989-7000 www.bwsc.org

TYPICAL CONNECTION TO EXISTING COMBINED SEWER

Scale: Not To Scale

DATE:
 June 30, 2012

DETAIL NO.
B-12a



EXISTING SEWER OR DRAIN PIPE

NOTES:

1. FULL PVC OR IRON SADDLE MAY BE USED TO CONNECT TO EXISTING PVC, CLAY, CONCRETE, OR IRON PIPE.
2. SADDLES MUST HAVE RUBBER GASKETS AND SHALL BE TIGHTENED WITH STRAPS. SADDLES WILL NOT BE CEMENTED ONTO THE PIPE.
3. FULL WYE CONNECTION FITTINGS MAY BE USED
4. PIPE SHALL BE CUT TO CONFORM TO THE OPENING IN THE SADDLE.
5. CONNECTIONS DIRECTLY INTO THE EXISTING PIPE WITHOUT A SADDLE OR A FULL WYE FITTING ARE NOT ALLOWED.



**Boston Water and
Sewer Commission**

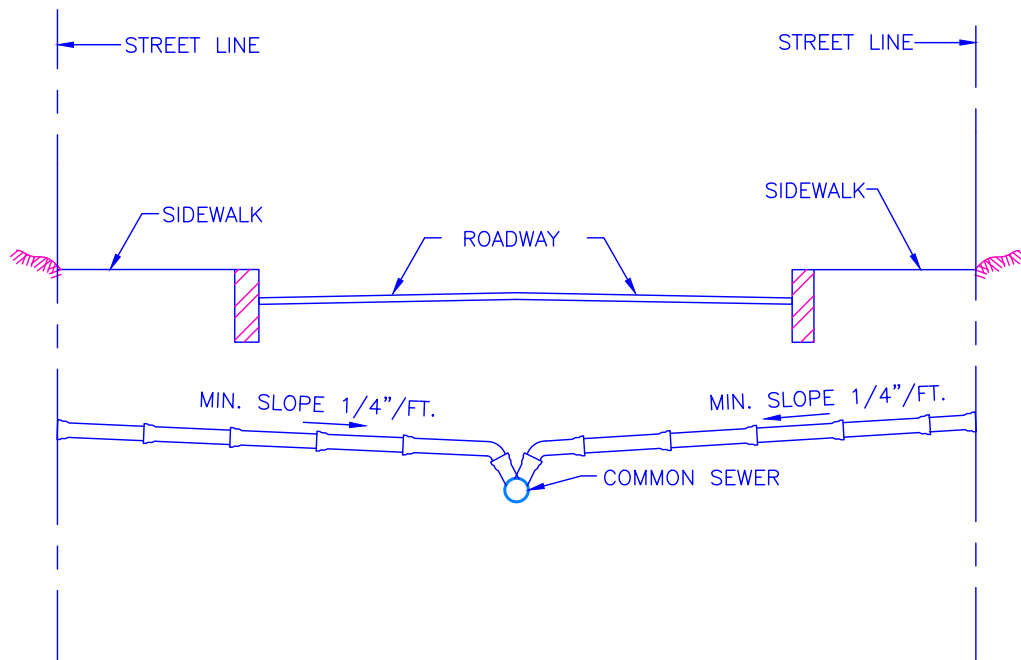
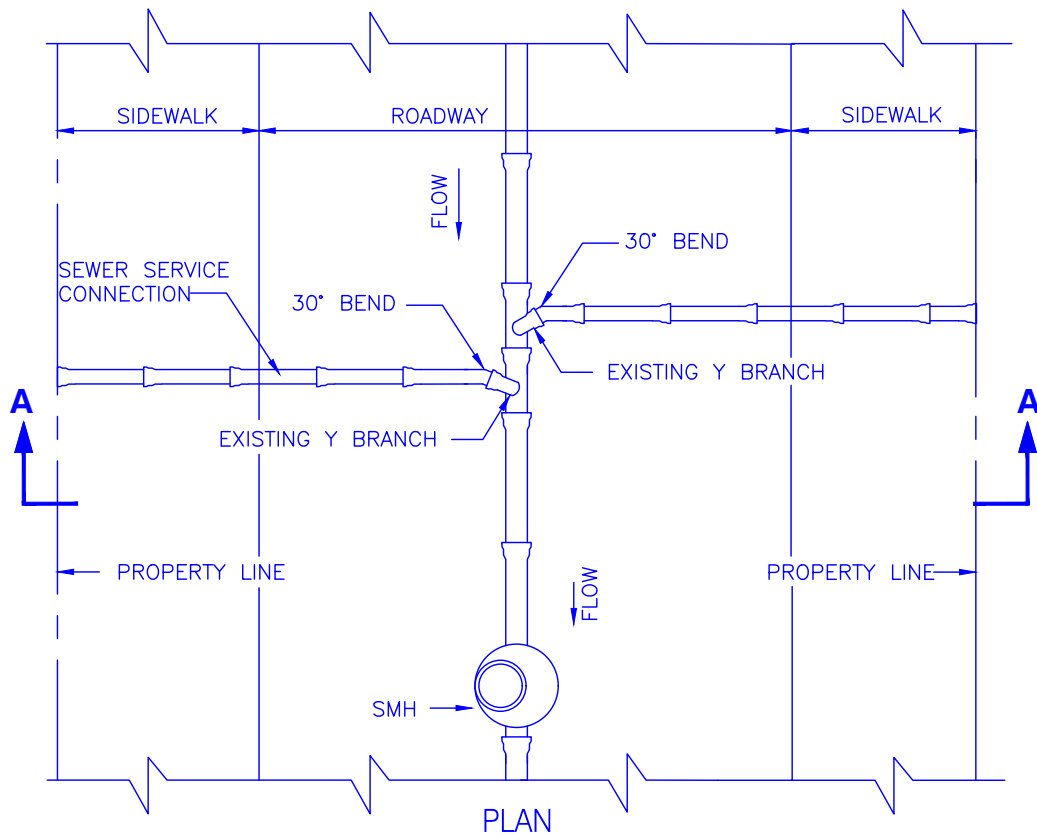
980 HARRISON AVE., BOSTON, MA 02119
(617) 989-7000 www.bwsc.org

**TYPICAL SADDLE CONNECTION TO
EXISTING SEWER OR DRAIN**

Scale: Not To Scale

DATE:
Sept. 30, 2012

DETAIL NO.
B-12b



SECTION A-A

Location:Filename: V:\eng\ACAD_STD\Technical Details\B - Sewer Details\B-12 - Sewer and Drain Connections.dwg
 Plotted on: Wednesday, November 27, 2013 - 10:10 AM by Donohoe, William



Boston Water and Sewer Commission

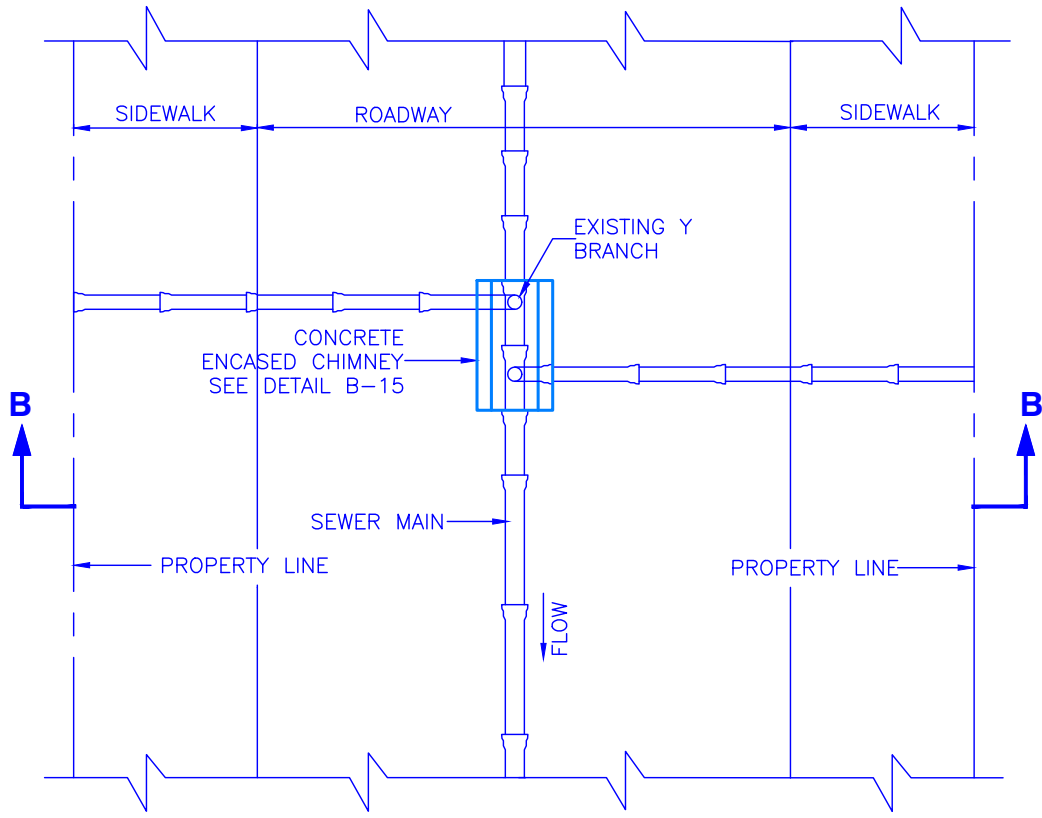
980 HARRISON AVE., BOSTON, MA 02119
 (617) 989-7000 www.bwsc.org

SEWER AT NORMAL DEPTH CONNECTION TO PIPE OR EXISTING BRANCH

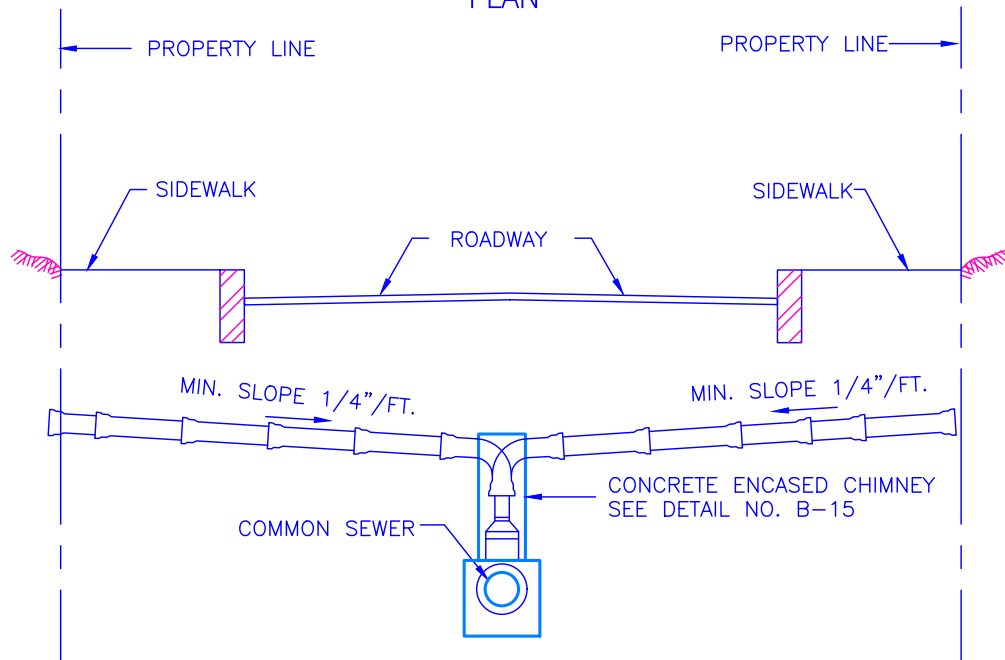
Scale: Not To Scale

DATE:
 Sept. 30, 2012

DETAIL NO.
B-12c



PLAN



SECTION B-B

Location:Filename: V:\eng\ACAD_STD\Technical Details\B - Sewer Details\B-12 - Sewer and Drain Connections.dwg
 Plotted on: Wednesday, November 27, 2013 - 10:10 AM by Donohoe, William



Boston Water and Sewer Commission

980 HARRISON AVE., BOSTON, MA 02119
 (617) 989-7000 www.bwsc.org

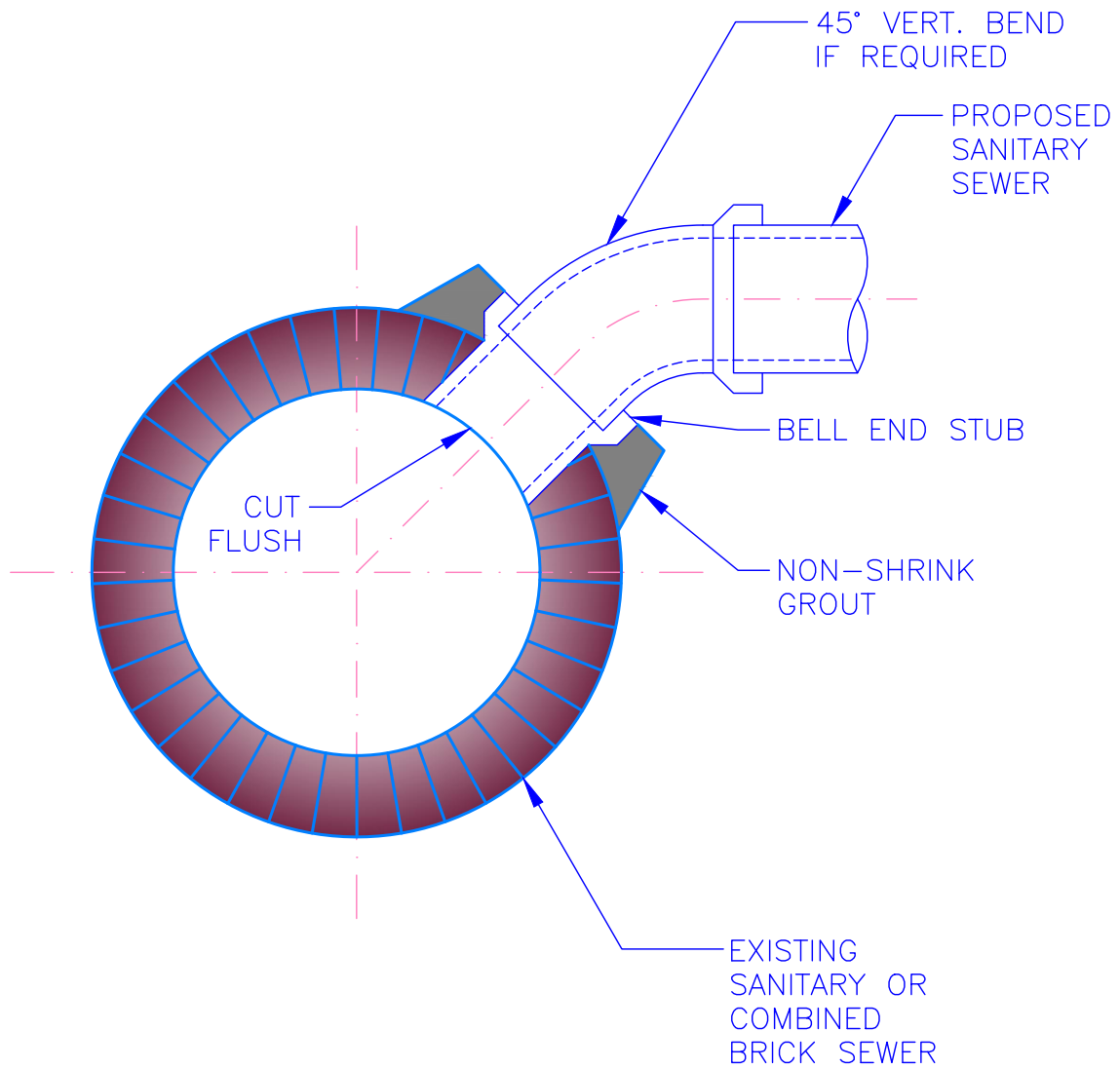
SEWER IN DEEP TRENCH USING CHIMNEY CONNECTION

Scale: Not To Scale

DATE:
 Sept. 30, 2012

DETAIL NO.
B-12d

Location\Filename: V:\eng\ACAD_STD\Technical Details\B - Sewer Details\B-12 - Sewer and Drain Connections.dwg
Plotted on: Wednesday, November 27, 2013 - 10:10 AM by Donohoe, William



**Boston Water and
Sewer Commission**

980 HARRISON AVE., BOSTON, MA 02119
(617) 989-7000 www.bwsc.org

**TYPICAL CONNECTION TO EXISTING
BRICK SEWER**

Scale: Not To Scale

DATE:
August 20, 2013

DETAIL NO.
B-12e